

INDUSTRIAL PAINT AND FINISHING

ENERGY EFFICIENT AUTOMATED DOOR SOLUTIONS
FOR WET PAINT, PREP AND OVENS



STATE-OF-THE-ART AUTOMATED DOOR SYSTEMS DESIGNED
FOR RETAIL, COMMERCIAL AND INDUSTRIAL APPLICATIONS



RollSeal is a division of HH Technologies



**IMPACT
RESISTANT
DESIGN**



RS500 AND RS600 INDUSTRIAL PAINT AND FINISH DOORS

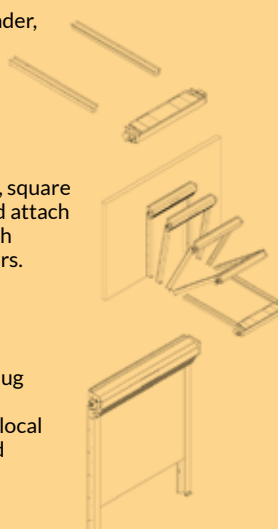
RollSeal™ fabric doors are constructed with a unique patented design which provides maximum protection against weather, temperature and air infiltration.

We have designed and engineered our door systems specifically for environmental control applications. They are packed with features that deliver the performance you demand. RollSeal™ provides a high value solution to the perennial challenges for these types of operations.


RollSeal™ Doors are the perfect fit for the paint and finish industry. Our sealing technology creates an airtight environment for your product, and our small footprint can easily adapt to areas with space limitations. Combine this with our rugged, maintenance free design and performance, and we know the RollSeal™ Door will serve as a long term, trouble-free solution for your operation.

EASY 3 STEP INSTALLATION

1. Slide tracks into header, bolt in place, plug in safety beam connectors.
2. Stand up in opening, square tracks to header and attach to wall and floor with appropriate fasteners.
3. Mount controller, plug in motor and signal connectors, wire to local power (by a licensed electrician) and run set-up program.



HUNDREDS OF APPLICATIONS



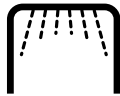
POWDER COATING OVEN/CURE



SPRAY BOOTHS WET/DRY

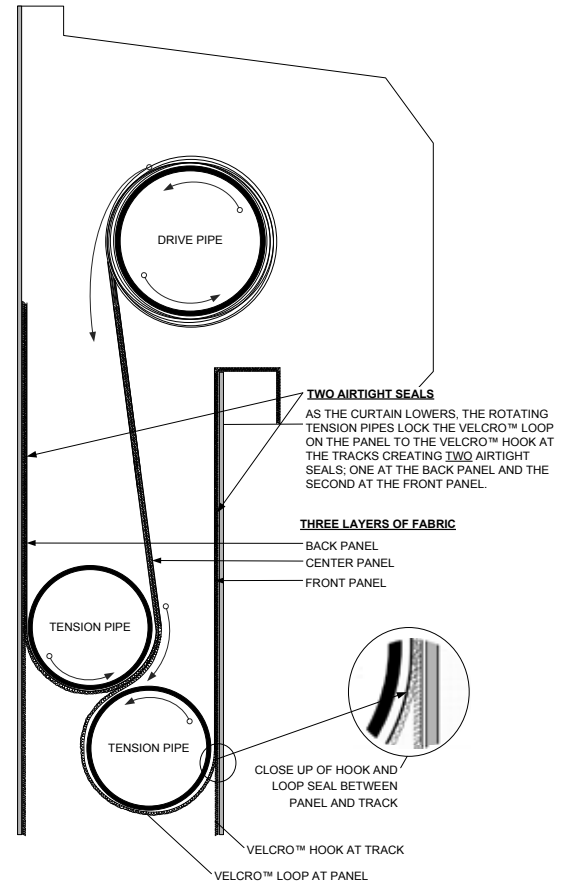


BLAST ROOMS/PREP ROOMS



INDUSTRIAL WASH/CLEAN

**A ROLLSEAL™
SYSTEM IS:
1 DOOR
2 SEALS
3 PLY**



EFFICIENT

- ▶ Superior seal eliminates debris and losses from air infiltration
- ▶ Provides the ability to isolate operations (sanding, blasting from wash and from paint)
- ▶ Maximize space, increase workflow, and improve energy efficiency

THE ROLLSEAL® DOOR USES A PATENTED SEALING SYSTEM THAT PROVIDES A SUPERIOR SEAL.

INTELLIGENT

- ▶ Available in aluminum, galvanized or stainless steel
- ▶ Compact design reduces operational footprint
- ▶ Ideal for new construction and retrofit applications with an easy 3-Step Installation
- ▶ Patch kit available to repair punctured panels so the entire panel doesn't have to be replaced

SAFE

- ▶ Doors are built in compliance with NFPA and ETL standards
- ▶ Simple & lightweight design allows door to be safe and maintenance friendly
- ▶ Auto-Reverse Sensor for motorized operators
- ▶ Emergency manual egress system

SAFETY IS AT THE FOREFRONT OF OUR DESIGN PRIORITIES.

VALUABLE

- ▶ Low cost of ownership -- no scheduled maintenance
- ▶ No counter balance springs or weights, resulting in fewer moving parts and less maintenance
- ▶ Doors are impact resistant and rarely out of commission meaning less downtime for you
- ▶ No more replacing rollers, tracks, panels, hinges, or realignment

THE ROLLSEAL DOOR SYSTEM HAS A VERY LOW COST OF OWNERSHIP.



A SINGLE-SOURCE SOLUTION FOR GLOBAL NEEDS


Since its inception, HH Technologies® has become widely recognized as one of the industry's leading suppliers of high-performance, automated door systems and related products. HH Technologies® RollSeal™ Door line provides simple, functional and inexpensive environmental control. All models offer a unique and affordable choice for applications where environmental control, pressurization and low cost are requirements. The heart of the RollSeal™ door is a unique, patented curtain sealing system that provides excellent environmental and thermal separation. When closed, RollSeal™ prevents the passage of airborne particles, including dust and moisture, providing temperature and thermal control. This virtually eliminates air infiltration. HH Technologies® prides itself on expertise and the technology to build each RollSeal™ door to fit your specific needs.



CUSTOMIZED TO MEET YOUR NEEDS ...

In the Industrial Paint and Finish market, where wall space is a constant issue, RollSeal™ can provide the solution for any size opening or space restriction. We will custom design a door to fit your space using your parameters or architectural drawings. Our engineers can insert your custom RollSeal Industrial Paint and Finish Door into your drawing package with clear opening dimensions and installed dimension call-outs.

Additionally, each RollSeal™ Industrial Paint and Finish Door quote that you receive comes with a custom cut sheet showing all necessary dimensions for installation.



DID YOU KNOW...

CONVENTIONAL BI-FOLD DOORS NEED 40% MORE SPACE TO SWING OUT... THE ROLLSEAL DOOR NEEDS ZERO.



P.O. Box 99 - Bremen, AL 35033
1(888) 765-5732 (toll free)
(256) 287-7000 (phone)

WWW.ROLLSEAL.NET